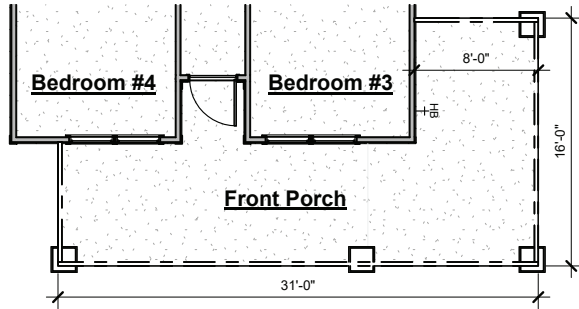


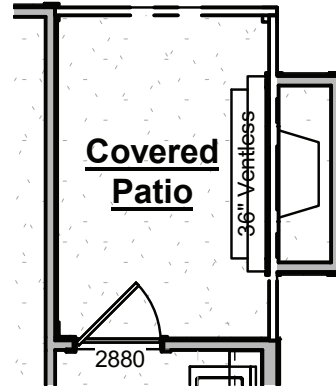
the WAVERLY

Plan Options



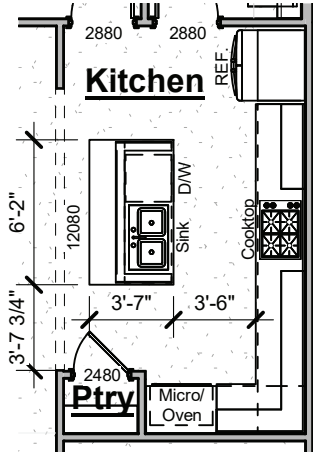
Wrap Around Front Porch

-Adds approximately 152 sf of additional Front Porch



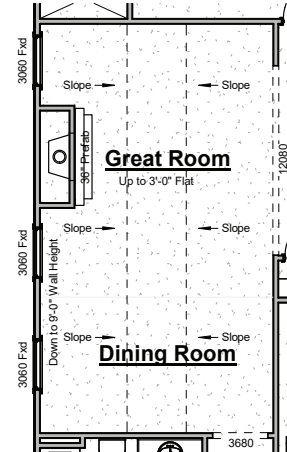
Outdoor Gas Log Fireplace with Cedar Mantel

-Adds outdoor fireplace with siding to match house, cedar beam mantel, firebox, gas logs & electrical outlet above fireplace



Chef's Kitchen

-Includes Frigidaire Gallery cooktop, wood hood, microwave above wall oven, dishwasher & approximately 36" of additional cabinets



Great Room Fireplace Bump-In

-Adds fireplace to Great Room
-Includes trim-built mantel, firebox, 18" gas logs, tile surround & electrical outlet above fireplace

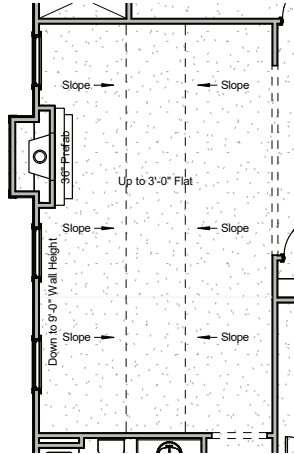
SweetBay

Life at water's edge.

Floor Plan Exclusively Designed for the SweetBay Community

the WAVERLY

Plan Options



Great Room Fireplace Bump-Out

- Adds fireplace to Great Room
- Includes trim-built mantel, firebox, 18" gas logs, tile surround & electrical outlet above fireplace



Laundry Room Sink Option

- Includes stainless sink with 30" base cabinet, cabinet hardware and countertop
- Cabinet base and countertop can be replaced with a freestanding utility sink
- Does not include stacking kit for washer & dryer

Other Options

- Garage Utility Sink
- Guest Bath Syn-Iron Tub Shower with Tile Surround
- Pedestal Tubs

*Certain structural options may not be available due to lot restrictions and/or selection of other options. Prices subject to change without notice.



HARRISDOYLE.COM



facebook.com/harrisdoylehomes



@harrisdoylehomes
#harrisdoyle



HARRIS DOYLE
HOMES

